

ROLL-FOR

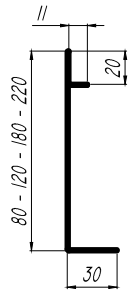
Roll-For Artefatos Metálicos Ltda.



Novos Perfis

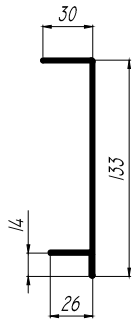
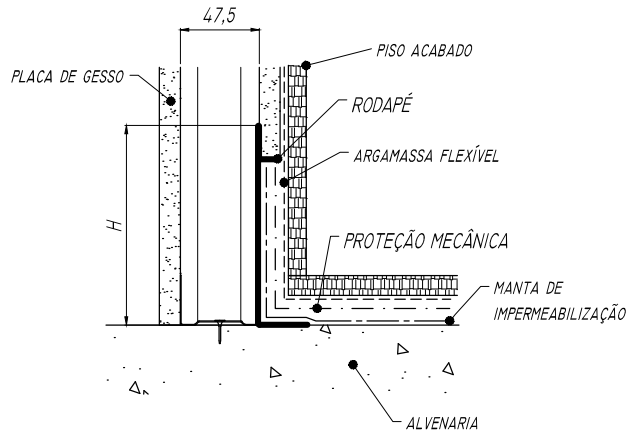
para construção a seco.





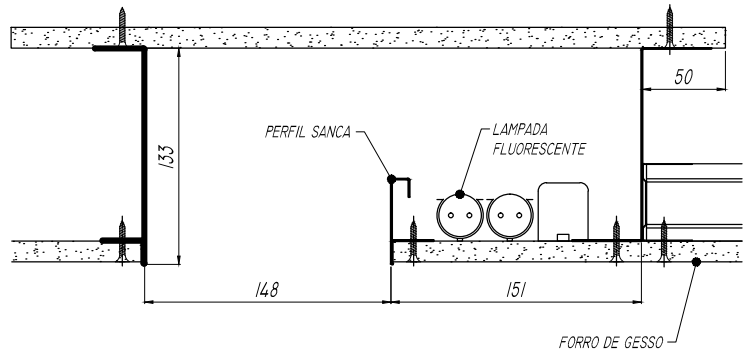
Rodapé Impermeabilizante

684.879.01 - 80x3000mm
 684.512.01 - 120x3000mm
 684.001.01 - 180x3000mm
 684.719.01 - 220x3000mm

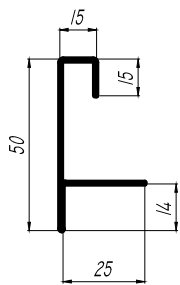
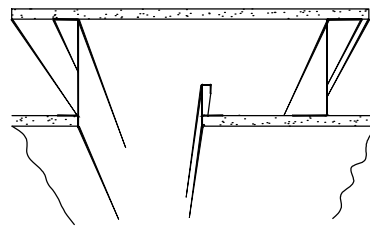


Perfil Sanca G3

700.865.01 - 3000mm

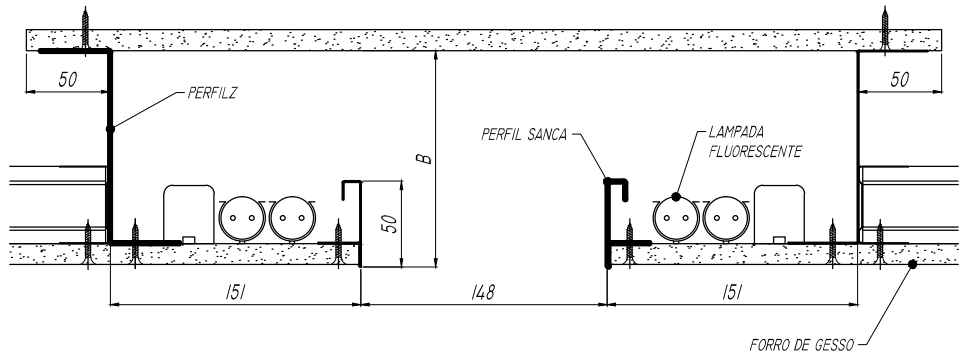


Detalhe de montagem

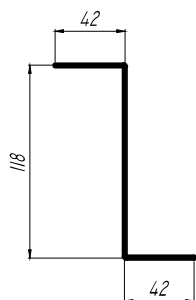
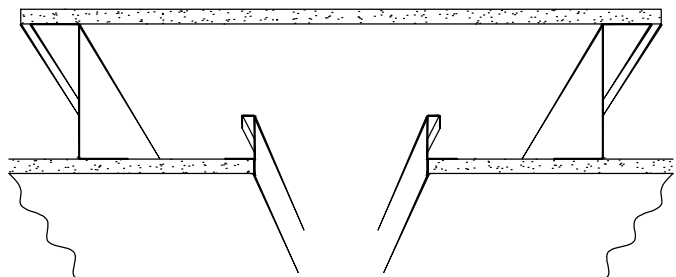


Perfil Sanca G2

700.864.01 - 3000mm



Detalhe de montagem



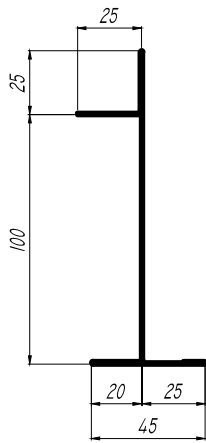
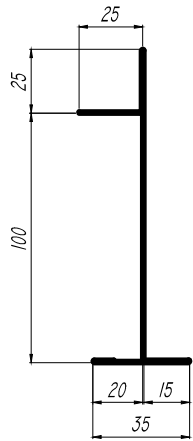
Perfil Sanca G1

700.863.01 - 3000mm

Fabricamos outras medidas sob consulta

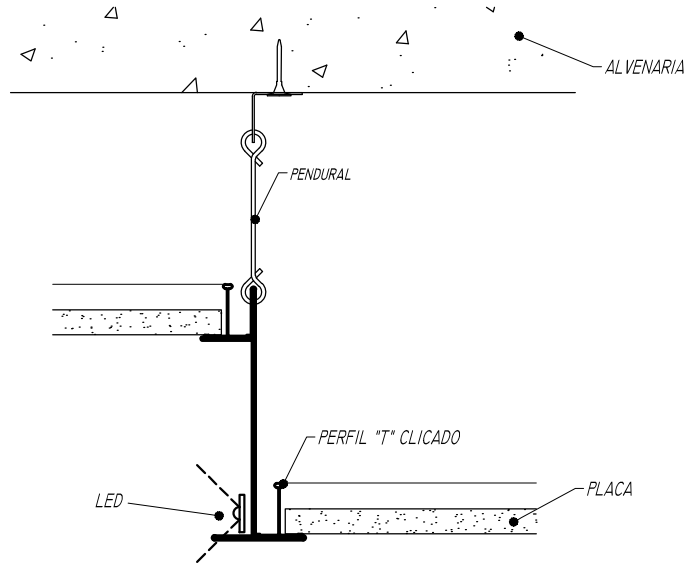
Perfil Sanca G1815

700.xxx.01 - 3000mm



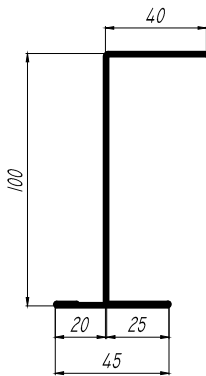
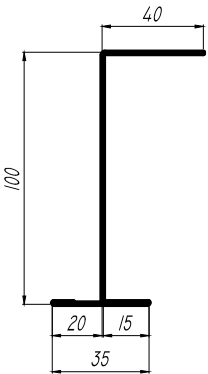
Perfil Sanca G1825

700.xxx.01 - 3000mm



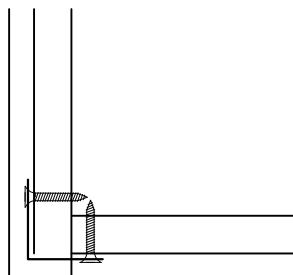
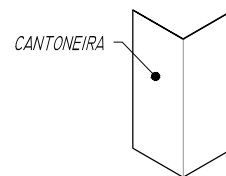
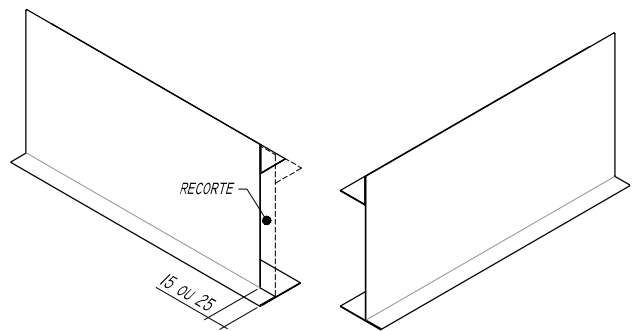
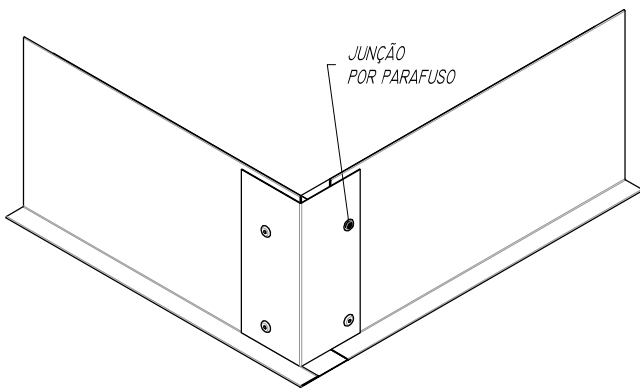
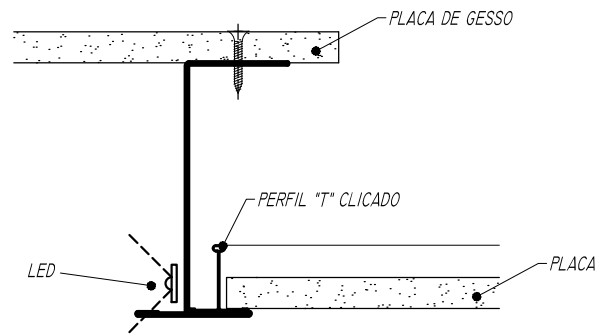
Perfil Sanca G1915

700.xxx.01 - 3000mm

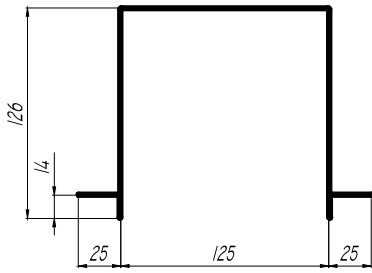


Perfil Sanca G1925

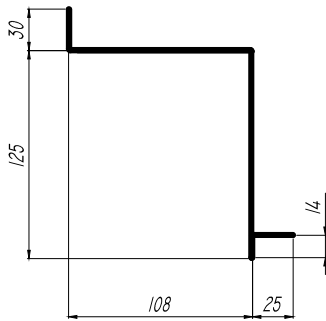
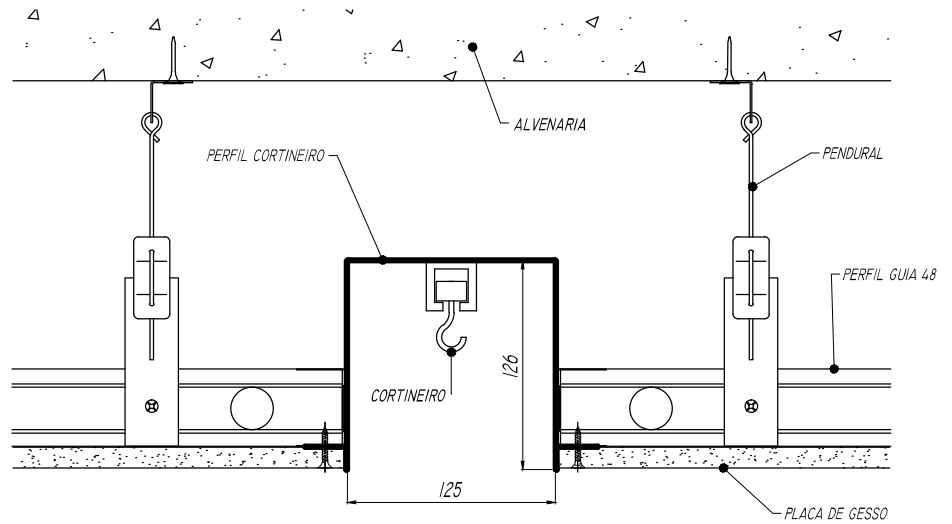
700.xxx.01 - 3000mm



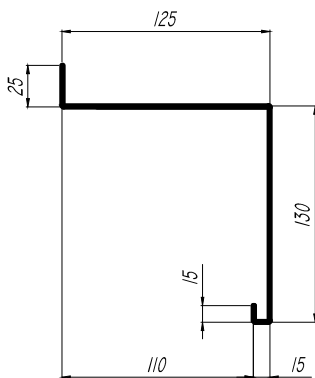
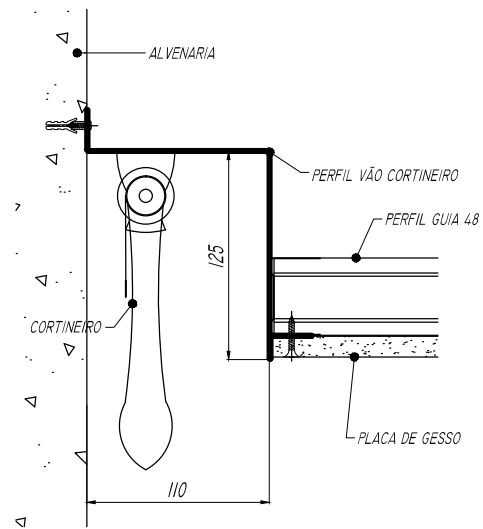
Fabricamos outras medidas sob consulta



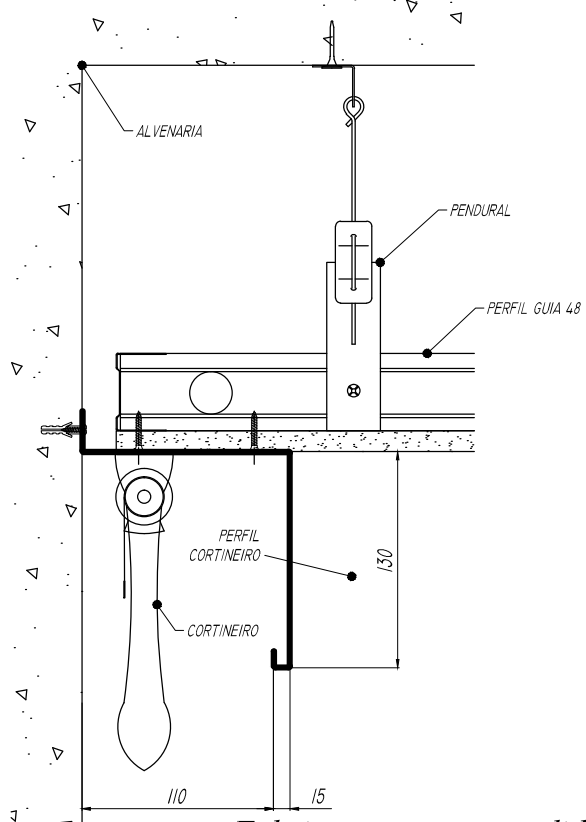
Perfil Cortineiro G10
700.631.01 - 3000mm



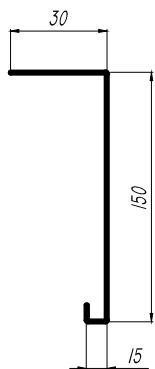
Perfil Cortineiro G6
700.876.01 - 3000mm



Perfil Cortineiro G8
700.630.01 - 3000mm

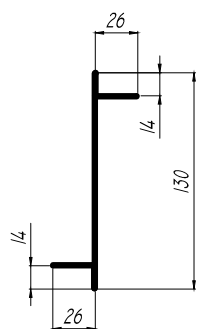
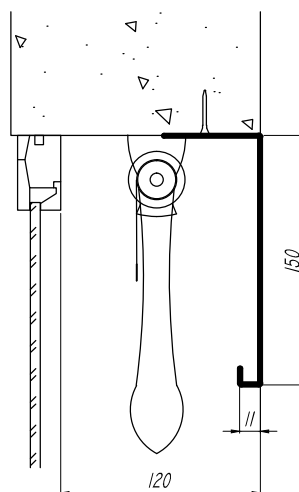


Fabricamos outras medidas sob consulta



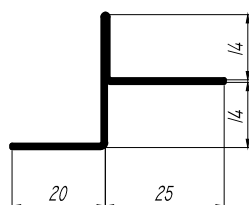
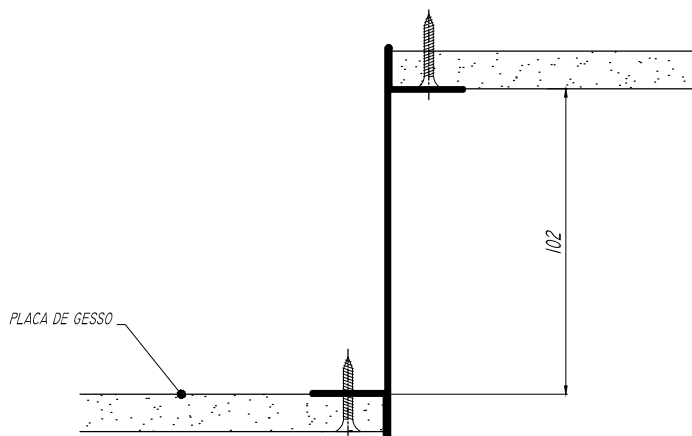
Perfil Cortineiro G13

700.877.01 - 3000mm



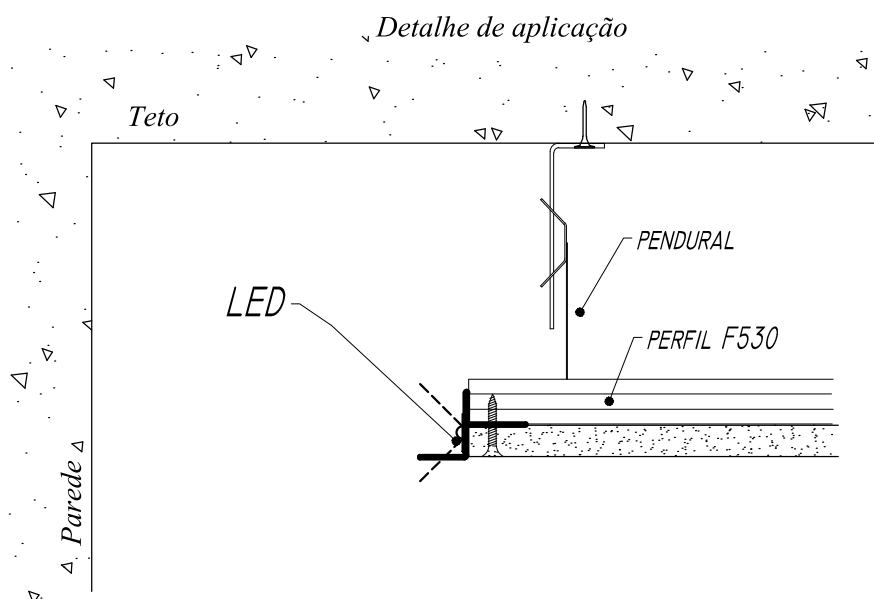
Perfil Sanca G15

700.878.01 - 3000mm



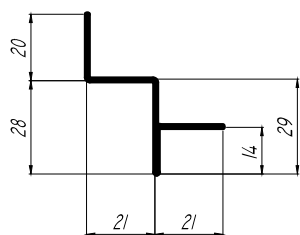
Perfil Sanca LED1

700.879.01 - 3000mm

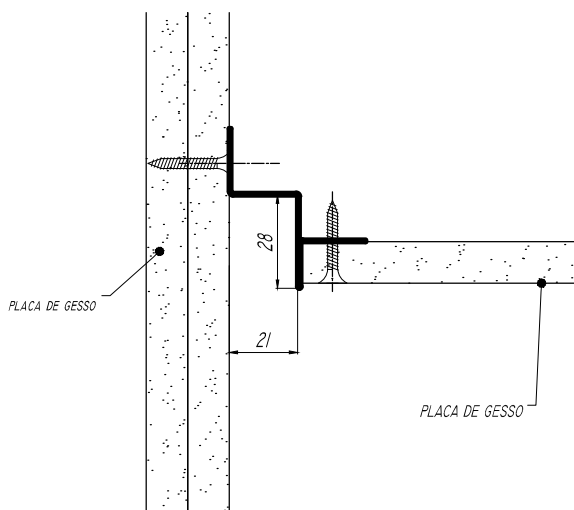


Fabricamos outras medidas sob consulta

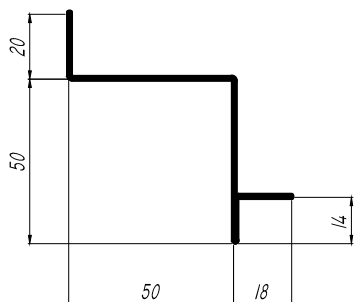
Furações especiais sob consulta



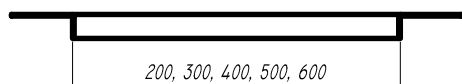
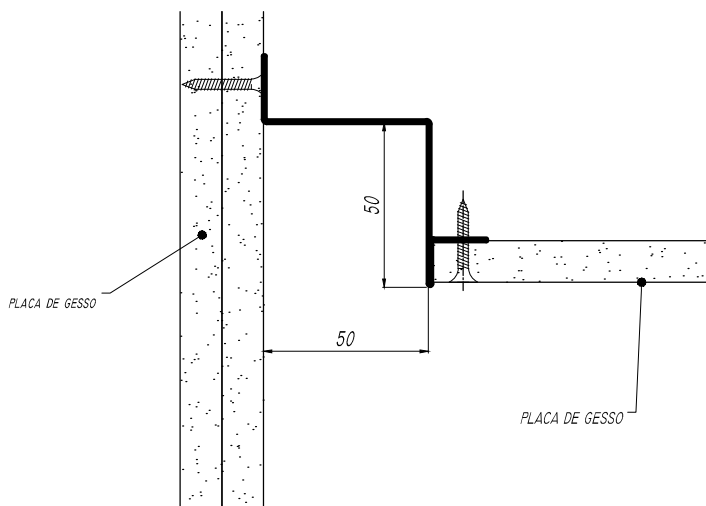
Perfil Tabica 4048
ZC3.001.01 - 3000mm



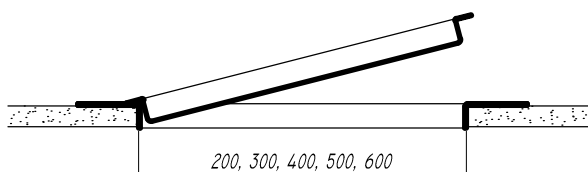
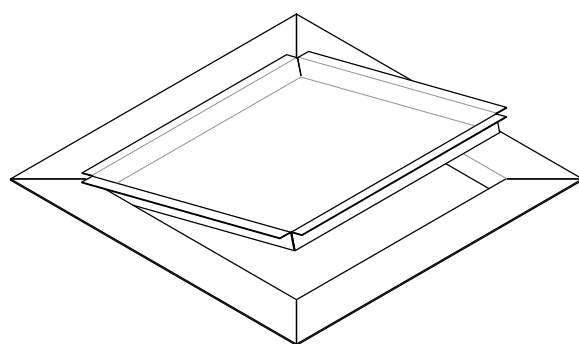
Furações especiais sob consulta



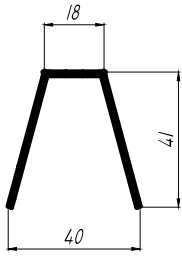
Perfil Tabica 5050
700.979.01 - 3000mm



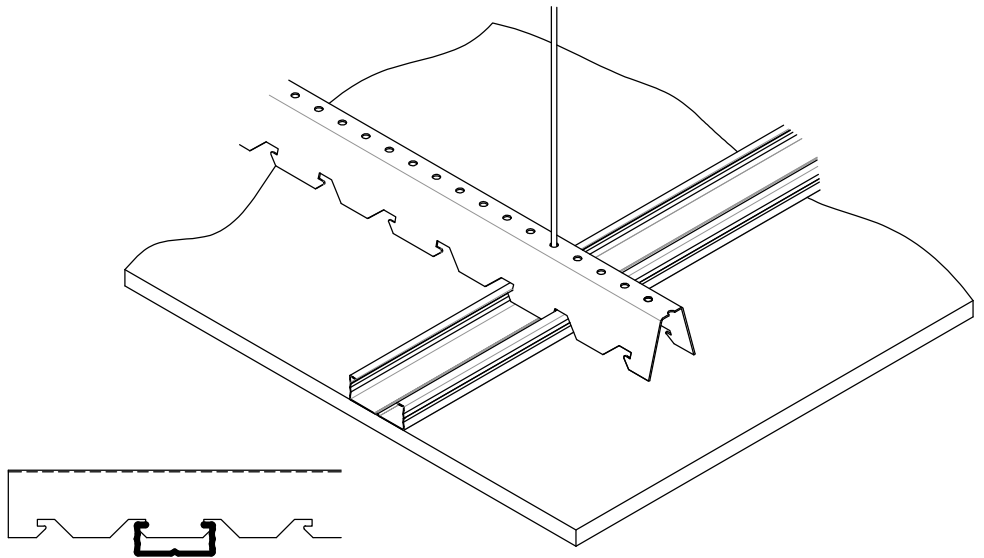
Alçapão para Drywall
N4N.001.01 - 200x200mm
N4N.002.01 - 300x300mm
N4N.003.01 - 400x400mm
N4N.004.01 - 500x500mm
N4N.005.01 - 600x600mm



Fabricamos outras medidas sob consulta



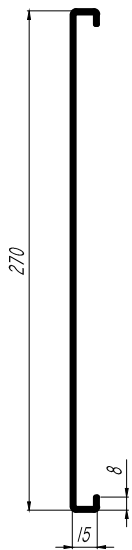
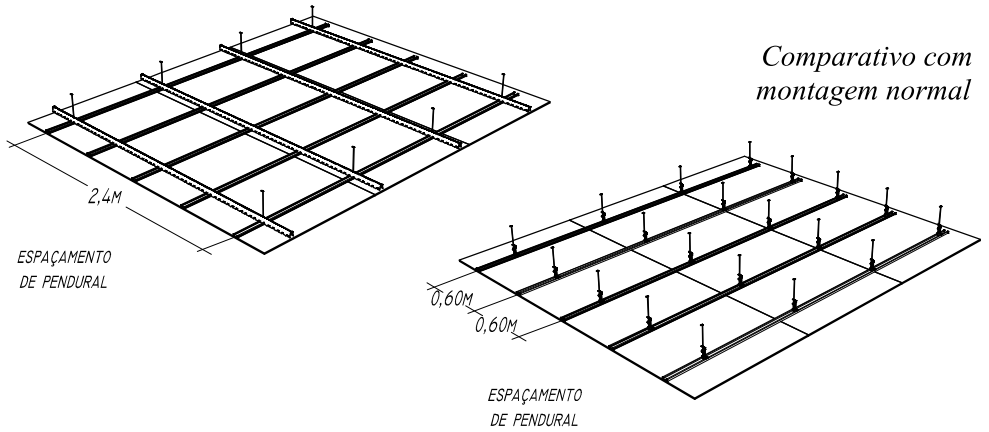
Perfil F110
Z88.001.01 - 3000mm



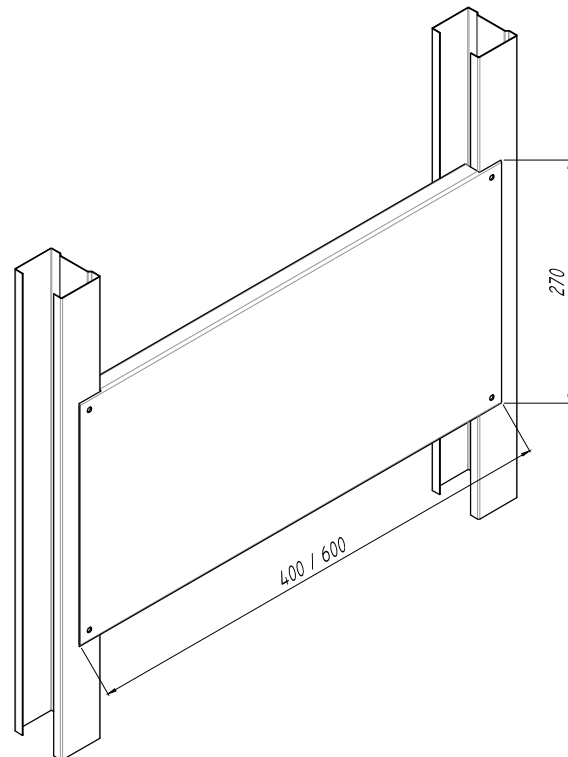
Montagem com perfil F110



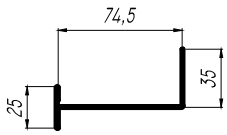
Perfil F530
ZF1.001.01 - 3000mm



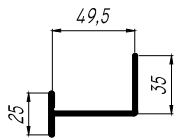
Reforço Metálico
J05.006.01 - 400x270mm
J05.003.01 - 600x270mm



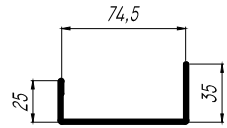
Fabricamos outras medidas sob consulta



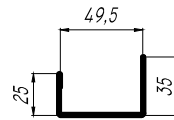
Perfil ISM74
G40.273.01 - 3000mm



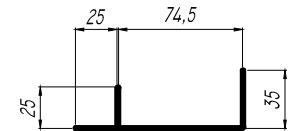
Perfil ISM49
G40.274.01 - 3000mm



Perfil ISR74
G41.275.01 - 3000mm



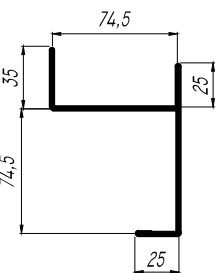
Perfil ISR49
G41.276.01 - 3000mm



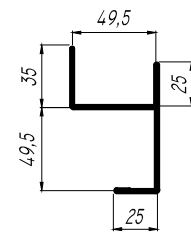
Perfil ISL74
G39.270.01 - 3000mm



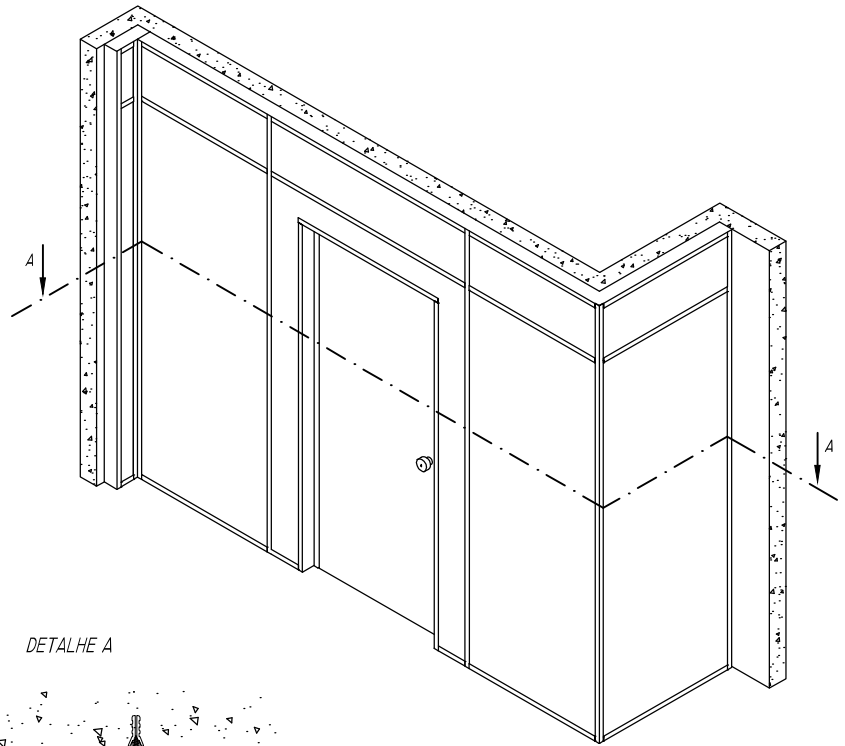
Perfil ISL49
G39.271.01 - 3000mm



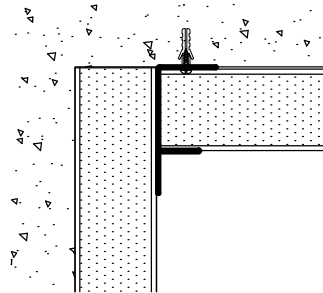
Perfil ISC74
ISC.001.01 - 3000mm



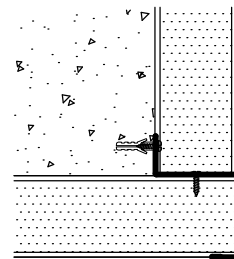
Perfil ISC49
ISC.002.01 - 3000mm



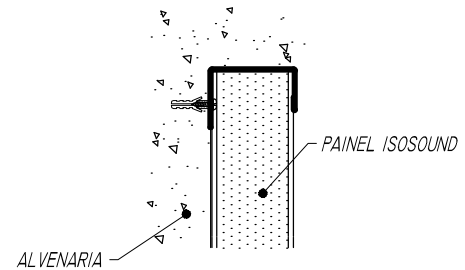
DETALHE A



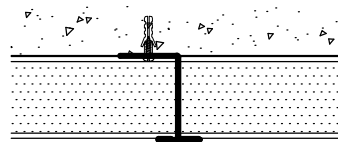
DETALHE D



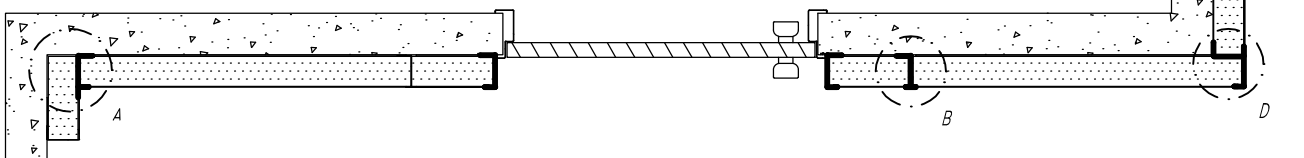
DETALHE C



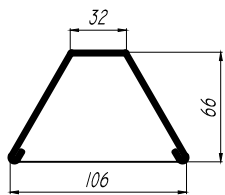
DETALHE B



CORTE A-A

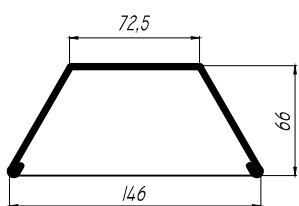
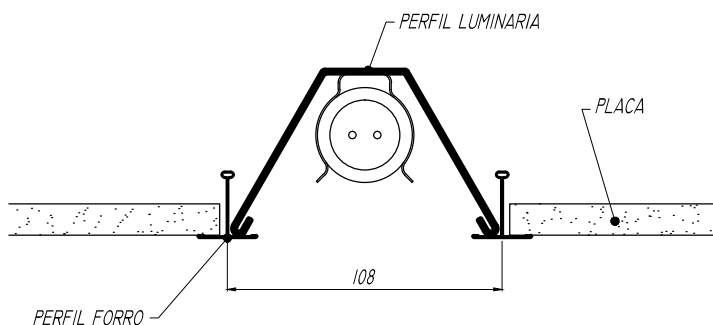


Fabricamos outras medidas sob consulta



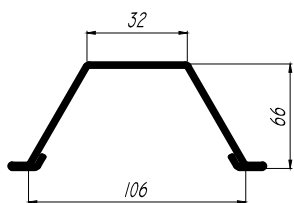
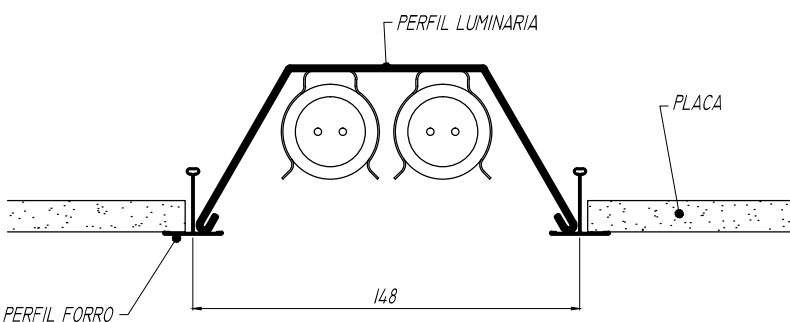
Luminária simples

LUM.001.01 - 625mm
LUM.002.01 - 1250mm



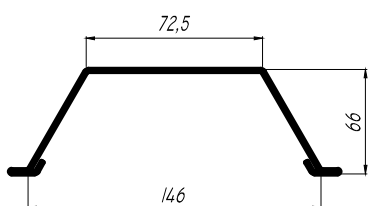

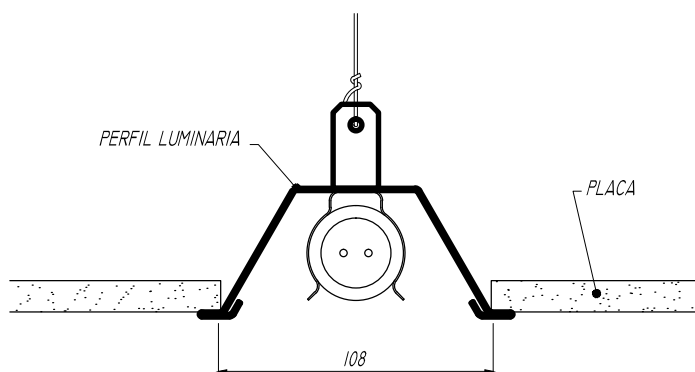
Luminária dupla

LUM.003.01 - 625mm
LUM.004.01 - 1250mm



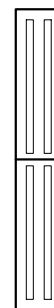
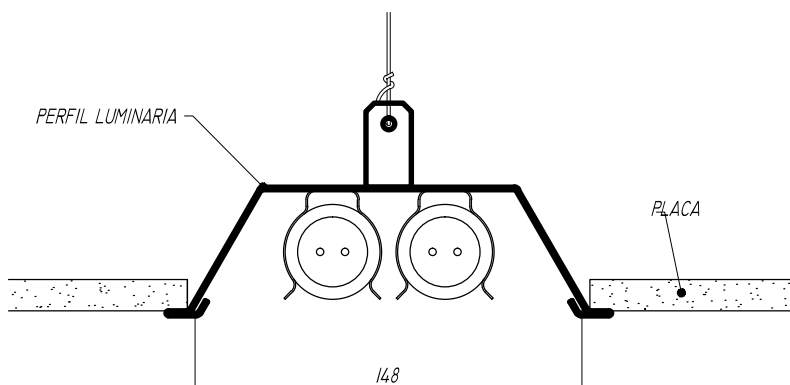
Luminária "T" simples

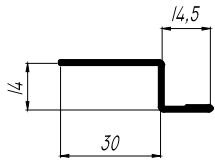
LUM.016.01 - 625mm
LUM.017.01 - 1250mm



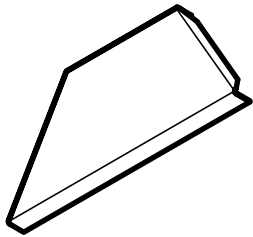
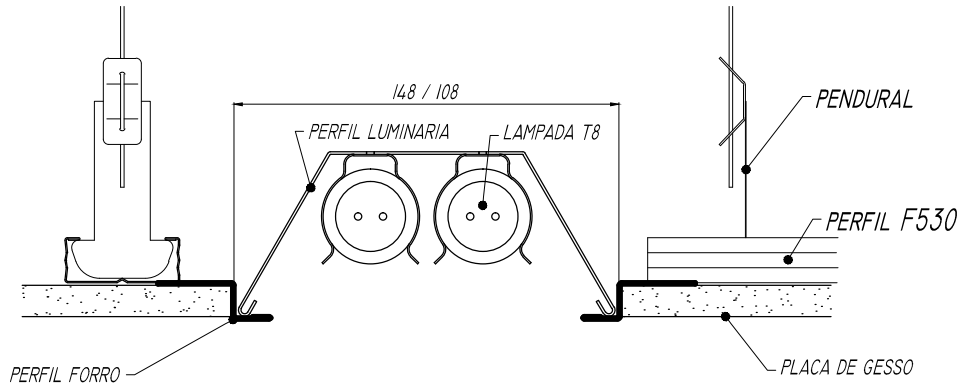
Luminária "T" dupla

LUM.018.01 - 625mm
LUM.019.01 - 1250mm

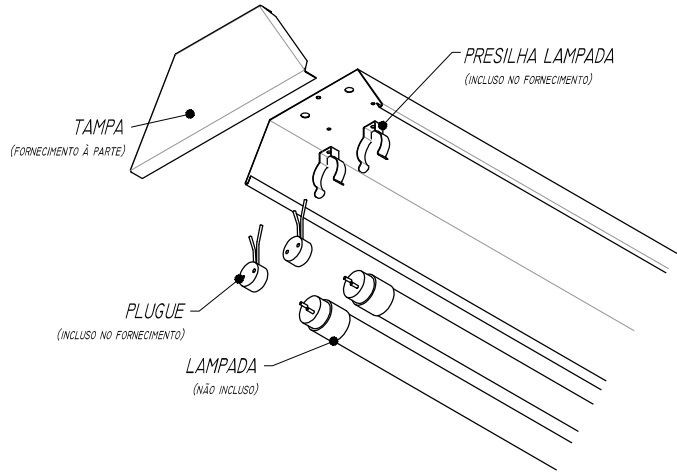




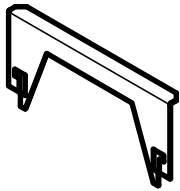
Perfil "Z" Luminária
LUM.005.01 - 3000mm



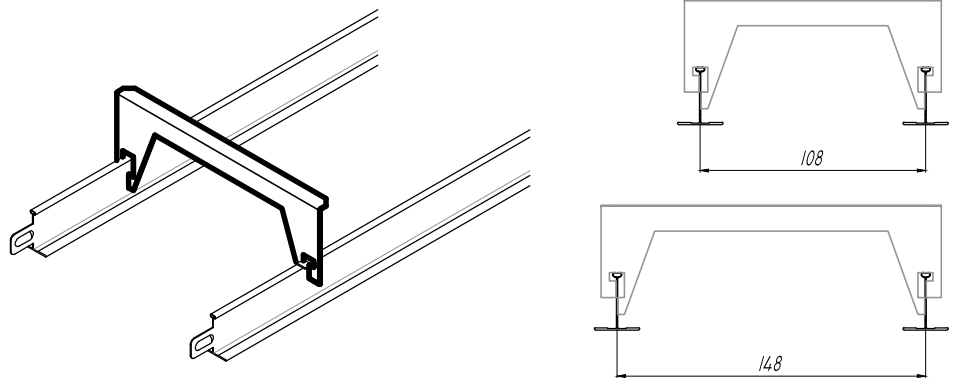
Tampa luminária
LUM.008.01 - duplo
LUM.009.01 - simples



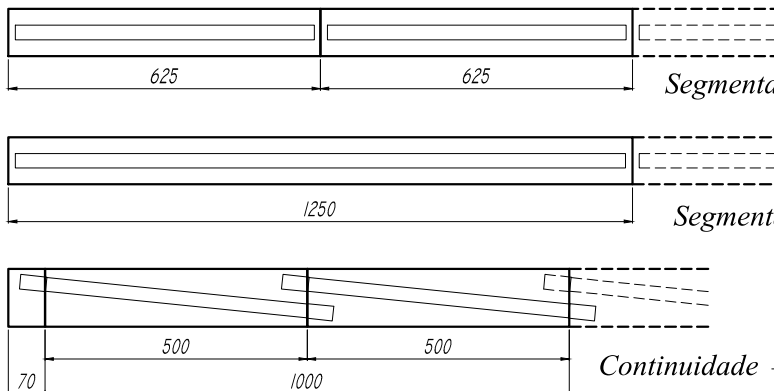
OBS: Não aplicável a luminária contínua



Espaçador p/perfil de forro
LUM.006.01 - duplo
LUM.007.01 - simples



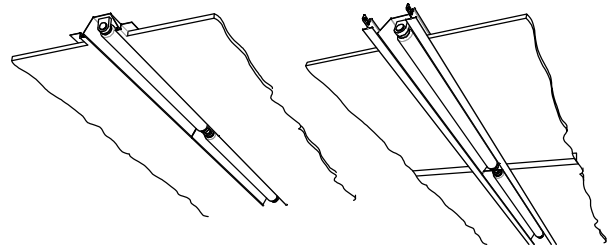
Aplicação em Luminárias em geral, compatível com as lâmpadas LED tubo T8, sua modulação permite que seja montada em fila ou em segmentos, possui gabaritos espaçadores que proporcionam alinhamento do conjunto.



Segmentado →

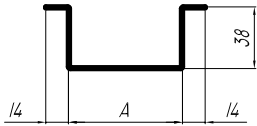
Segmentado →

Continuidade →



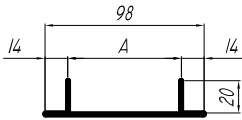
Detalhe de aplicação perfil "Z" para gesso

Detalhe de aplicação com perfil de forro



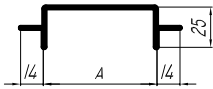
Perfil gradil G20

200-1-453-00-00-22



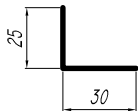
Perfil gradil G21

200-1-453-00-00-23



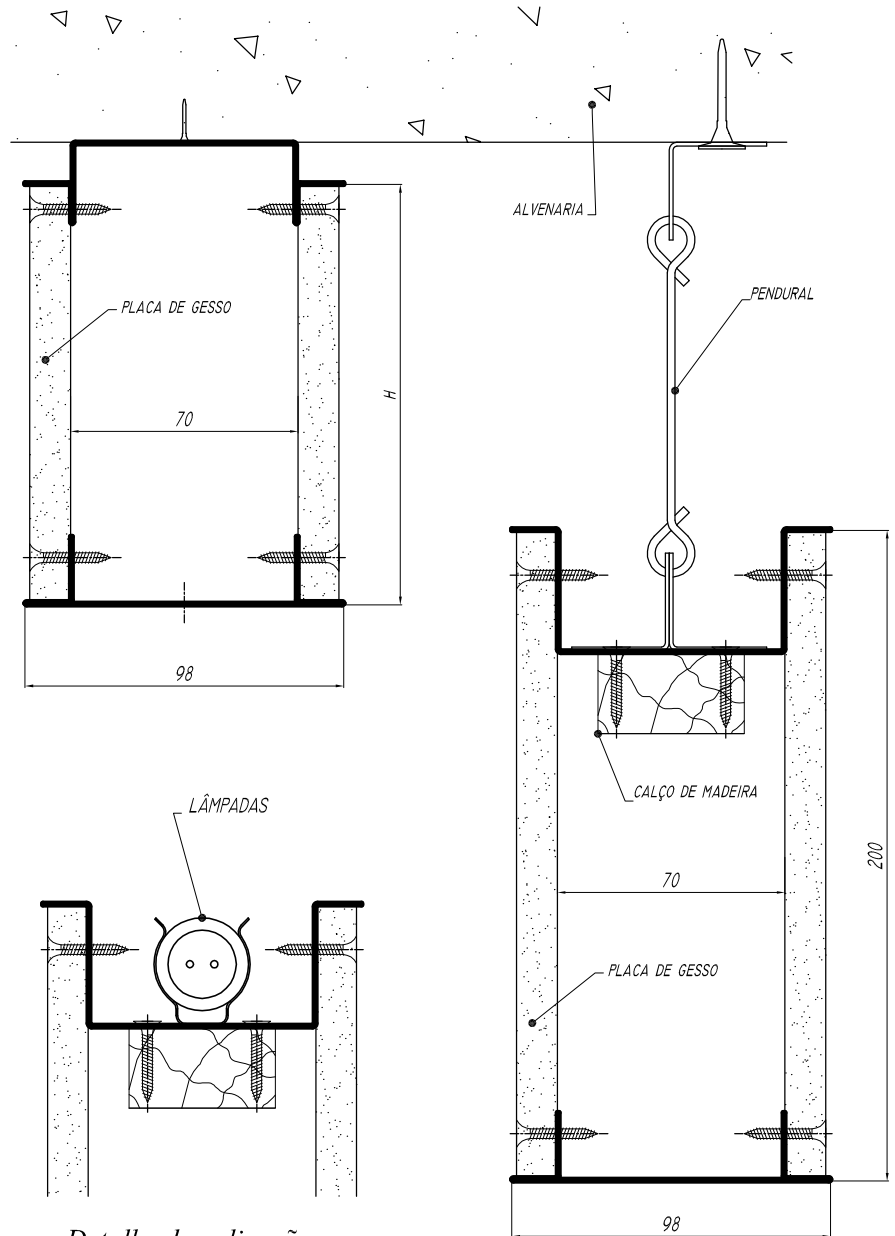
Perfil guia c/Aba

210-4-284

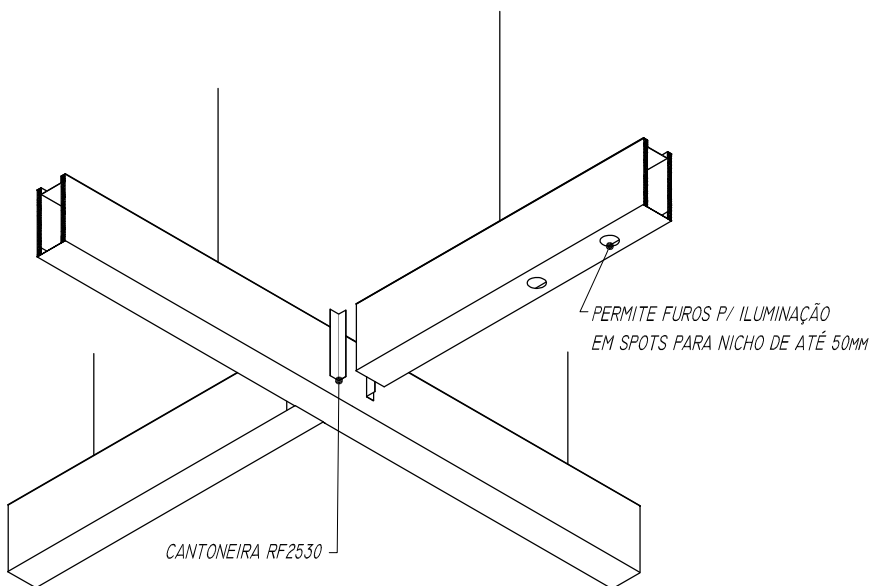


Cantoneira RF2530

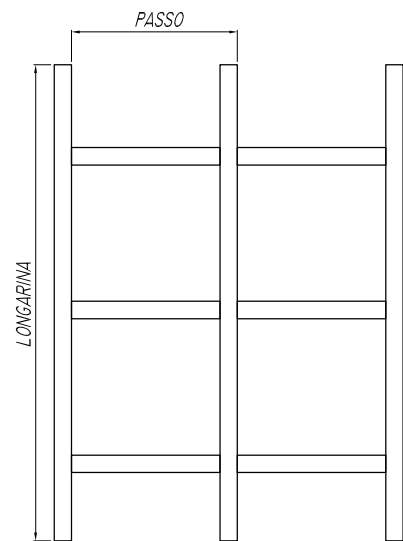
210-4-011



Detalhe de aplicação com iluminação indireta

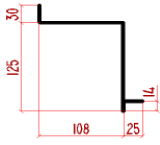
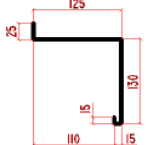
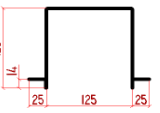

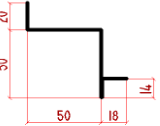
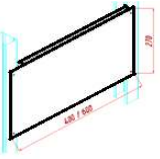

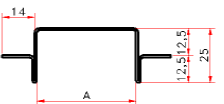
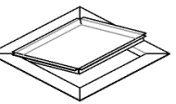
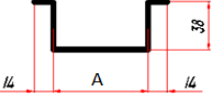
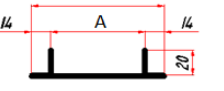


CANTONEIRA RF2530

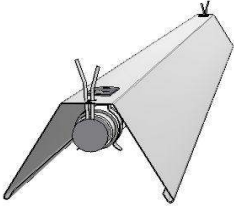
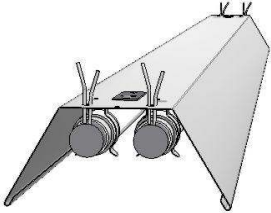
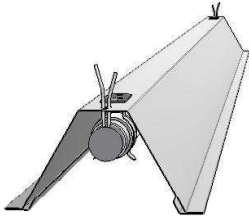
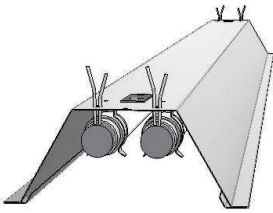
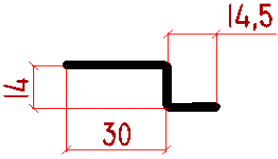






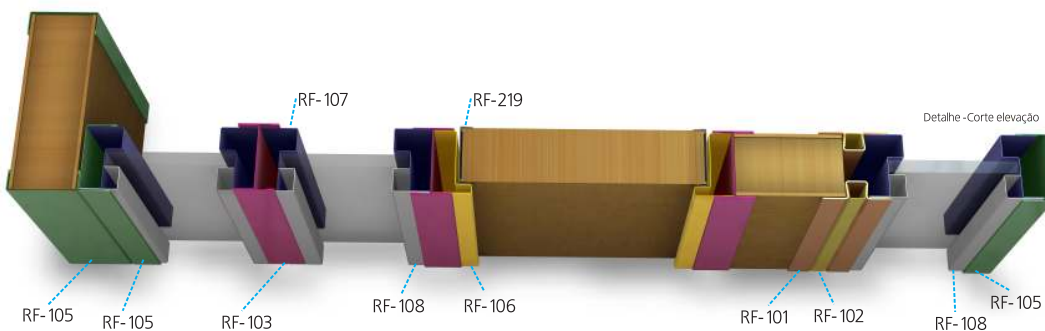
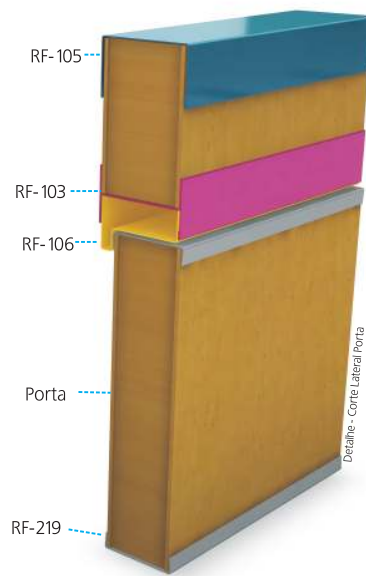
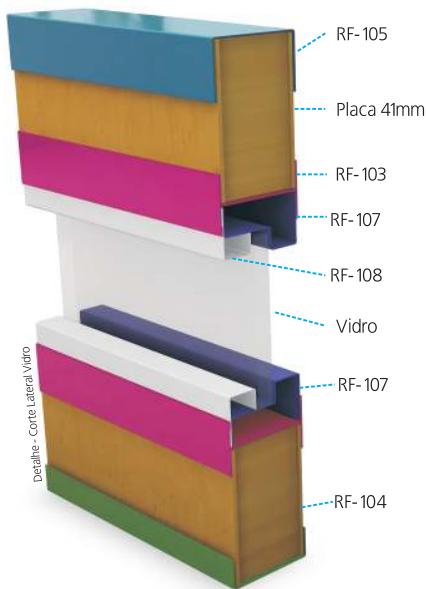
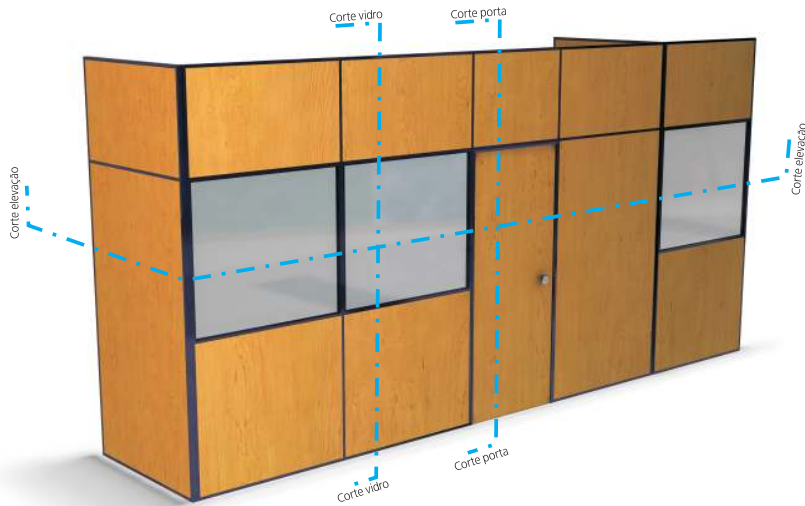
Fabricamos outras medidas sob consulta

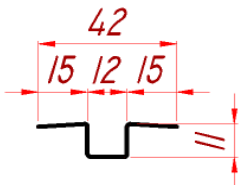
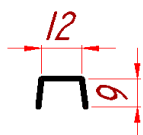
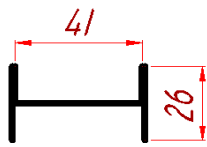
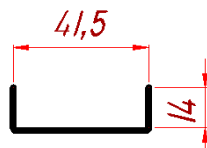
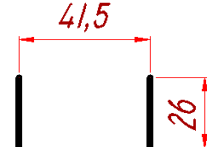
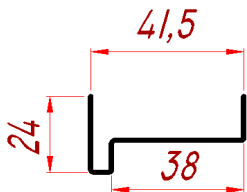
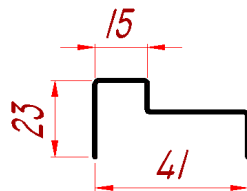
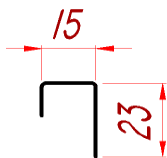
PRODUTO	DESCRIÇÃO	CÓDIGO	MEDIDAS
	PERFIL SANCA G1 <small>200-I-453-00-00-01</small>	700863	3M
	PERFIL SANCA G2 <small>200-I-453-00-00-02</small>	700864	3M
	PERFIL SANCA G3 <small>200-I-453-00-00-03</small>	700865	3M
	PERFIL SANCA G15 <small>200-I-453-00-00-15</small>	700878	3M
	PERFIL SANCA LED1 <small>200-I-453-00-00-13</small>	700879	3M
	PERFIL SANCA T15 G18 <small>200-I-453-00-00-21</small>	700800	3M
	PERFIL SANCA T25 G18 <small>200-I-453</small>	XXX	3M
	PERFIL SANCA T15 G19 <small>200-I-453</small>	XXX	3M
	PERFIL SANCA T25 G19 <small>200-I-453</small>	XXX	3M
	CANTONEIRA G18/G19 <small>200-I-453</small>	XXX	70x70x100

PRODUTO	DESCRIÇÃO	CÓDIGO	MEDIDAS
	PERFIL CORTINEIRO G6	700876	3M
<small>200-I-453-00-00-06</small>			
	PERFIL CORTINEIRO G8	700630	3M
<small>200-I-453-00-00-08</small>			
	PERFIL CORTINEIRO G10	700631	3M
<small>200-I-453-00-00-10</small>			
	PERFIL CORTINEIRO G13	700877	3M
<small>200-I-453-00-00-09</small>			
	PERFIL TABICA 5050	M83033	3M
<small>200-I-356-00-00-02</small>			
	PERFIL REFORÇO	J0500301 J0500601	270x600mm 270x400mm
<small>200-A-254/B</small>			
	RODAPÉ IMPERMEABILIZANTE	68487901 68451201 68400101 68471901 68436501	80x3000mm 120x3000mm 180x3000mm 220x3000mm 300x3000mm
<small>210-4-238/B1</small>			
	PERFIL GUIA C/ ABA	C27002 531709 C27962 C27226	A=48x3000mm A=70x3000mm A=75x3000mm A=90x3000mm
<small>210-4-284/A 210-4-284</small>			
	ALÇAPÃO DRYWALL	N4N001 N4N002 N4N003 N4N004 N4N005	200x200mm 300x300mm 400x400mm 500x500mm 600x600mm
<small>220-I-125-03-00-00</small>			
	PERFIL GRADIL G20	700XXX 700390 700XXX 700XXX	A=48x3000mm A=70x3000mm A=75x3000mm A=90x3000mm
<small>200-I-453-00-00-22</small>			
	PERFIL GRADIL G21	700XXX 700391 700XXX 700XXX	A=48x3000mm A=70x3000mm A=75x3000mm A=90x3000mm
<small>200-I-453-00-00-23</small>			



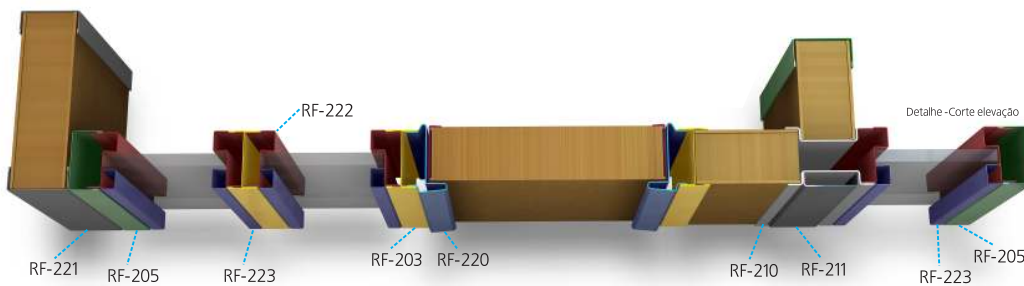
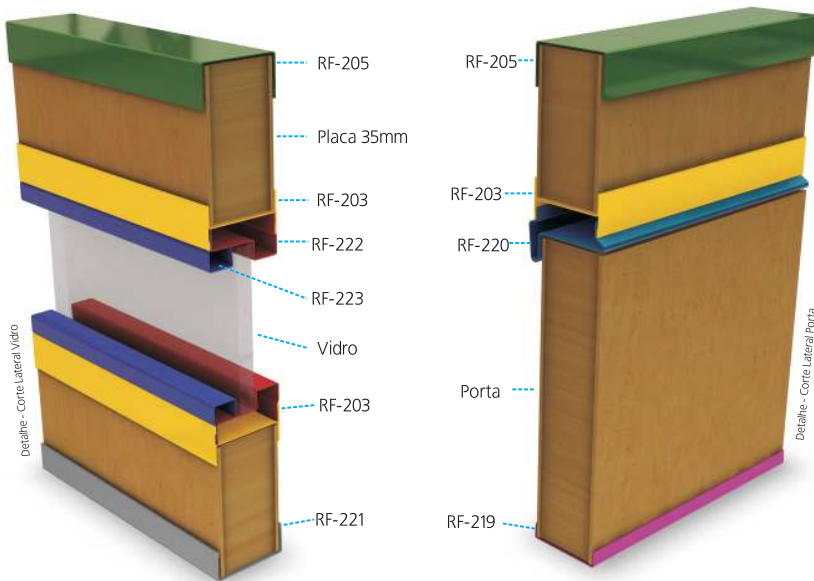
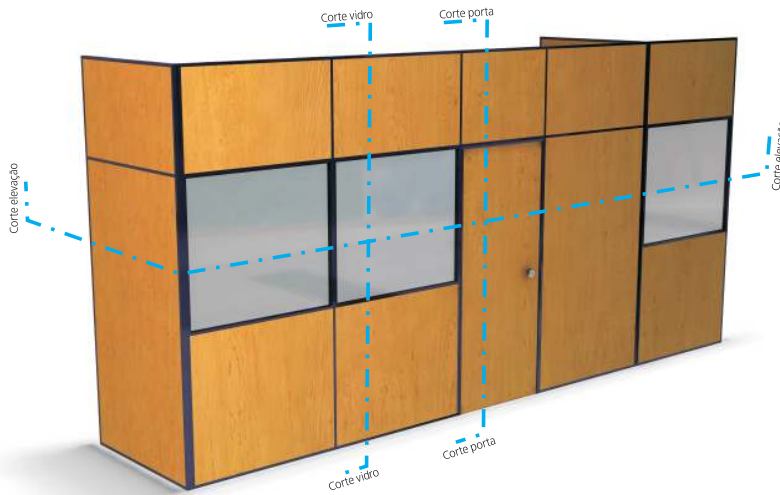
PRODUTO	DESCRIÇÃO	CÓDIGO	MEDIDAS
ISOSOUND			
	PERFIL TRAVESSA ISM74 PERFIL TRAVESSA ISM49	G40273 G40274	A=74x3000mm A=49x3000mm
<small>210-I-530-01-00-04 210-I-530-01-00-05</small>			
	PERFIL GUIA ISR74 PERFIL GUIA ISR49	G41275 G41276	A=74x3000mm A=49x3000mm
<small>210-I-530-01-00-06 210-I-530-01-00-07</small>			
	PERFIL CANTONEIRA ISL74 PERFIL CANTONEIRA ISL49	G39270 G39271	A=74x3000mm A=49x3000mm
<small>210-I-530-01-00-01 210-I-530-01-00-02</small>			
	PERFIL CANTONEIRA ISC74 PERFIL CANTONEIRA ISC49	ISC001 ISC002	A=74x3000mm A=49x3000mm
<small>210-I-530-01-00-10 210-I-530-01-00-11</small>			
	PERFIL CANTONEIRA ISL25	G3927201	3M
<small>210-I-530-01-00-03</small>			
SONARE			
	CANTONEIRA SG	68772901	23x23x2700mm
<small>210-4-457</small>			
	PERFIL J INFERIOR	700714	30x28x15x3000mm
<small>200-4-181</small>			
	PERFIL J SUPERIOR	700715	30x50x28x3000mm
<small>200-4-182</small>			
	PERFIL H	700716	44x28x35x3000mm
<small>210-4-456</small>			

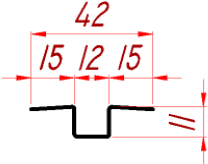
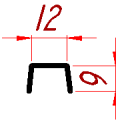
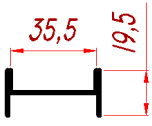
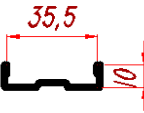
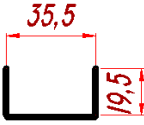
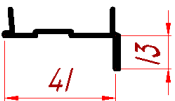
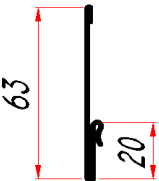
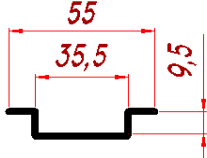
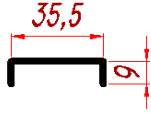
PRODUTO	DESCRIÇÃO	CÓDIGO	MEDIDAS
	LUMINÁRIA SIMPLES LUMI1	LUM001 LUM002	106x66x625mm 106x66x1250mm
<small>200-I-464-01-02-00</small>			
	LUMINÁRIA DUPLA LUMI2	LUM003 LUM004	146x66x625mm 146x66x1250mm
<small>200-I-464-01-03-00</small>			
	PERFIL LUMINARIA T SIMPLES LUMI3	LUM016 LUM017	106x66x625mm 106x66x1250mm
<small>200-I-464-01-06-00</small>			
	PERFIL LUMINARIA T DUPLA LUMI4	LUM018 LUM019	146x66x625mm 146x66x1250mm
<small>200-I-464-01-05-00</small>			
	PERFIL Z LUMI5	LUM005	3M
<small>200-I-464-00-00-05</small>			
	TAMPA LUMINÁRIA LUMI1 / LUMI2 / LUMI3 / LUMI4	LUM008 LUM009	duplo simples
<small>200-I-464-01-01-07 / 200-I-464-00-00-09</small>			
	ESPAÇADOR LUMINARIA FORRO LUMI1 / LUMI2 / LUMI3 / LUMI4	LUM00601 LUM00701	duplo simples
<small>200-I-464-00-00-04 / 200-I-464-00-00-10</small>			

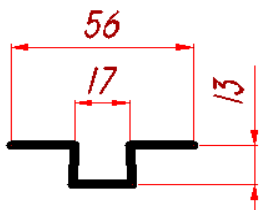
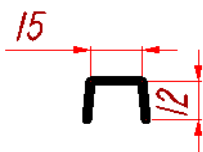
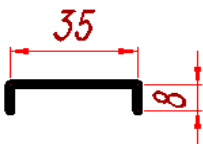
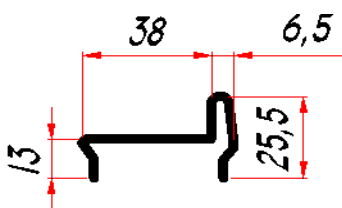
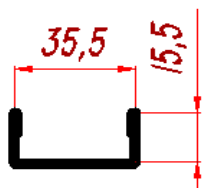
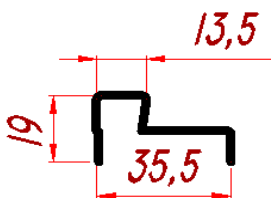
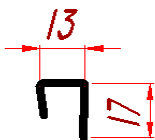




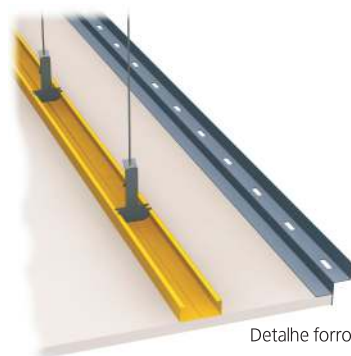
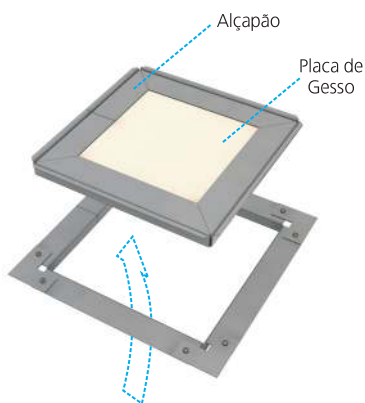
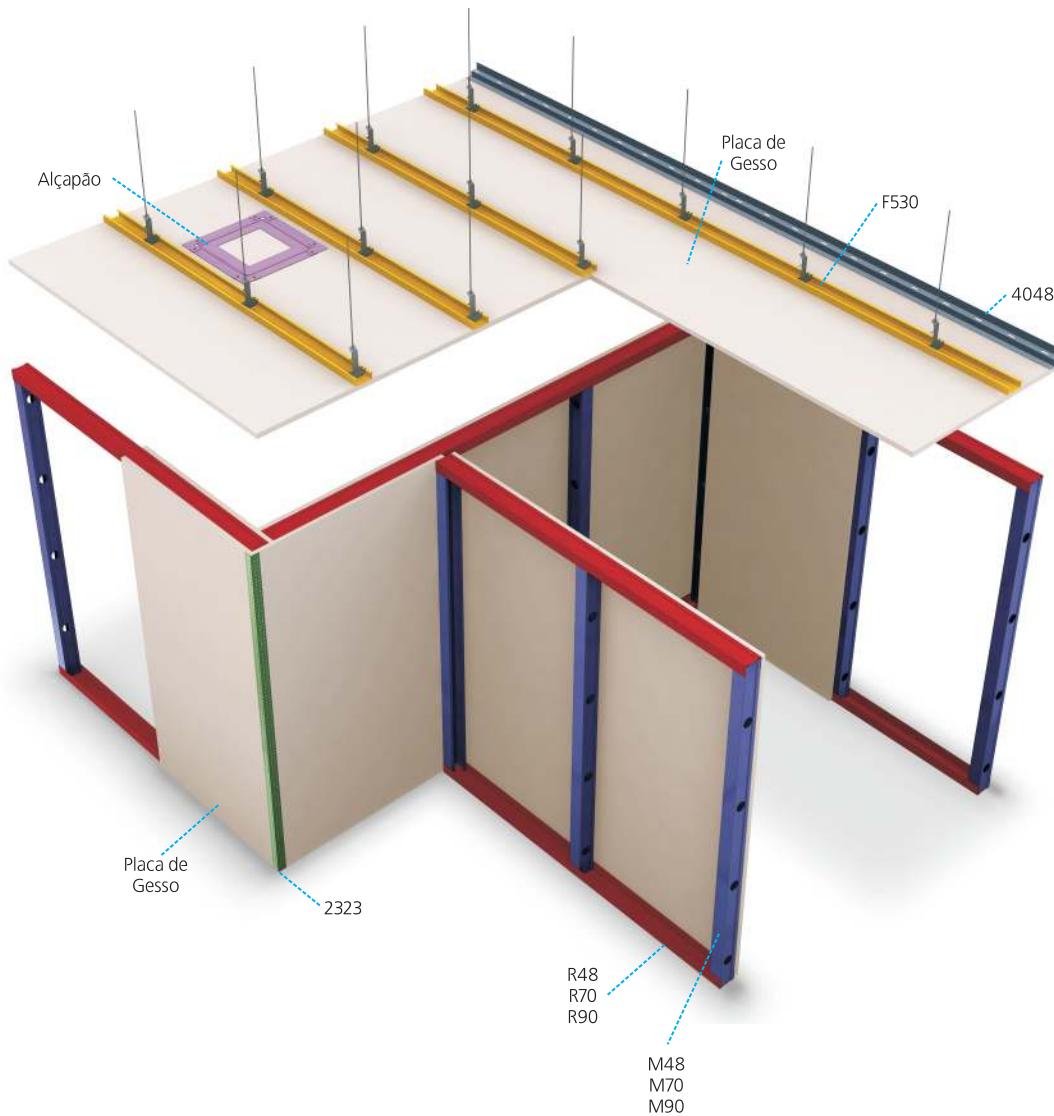
PRODUTO	DESCRIÇÃO	CÓDIGO	MEDIDAS
	MONTANTE OMEGA RF201	003052	3M
210-4-013			
	TAPA CANAL RF202	004090	3M
210-4-014			
	TRAVESSA RF103	046705 046185	1,2M 3M
210-4-015			
	GUIA DE PISO RF104	047186	3M
210-4-016			
	GUIA DE TETO RF105	048187	3M
210-4-017			
	BATENTE RF106	049190 049188	0,9M 2,15M
210-4-018			
	PORTA BAGUETE RF107	685720	1,2M
210-4-019			
	FIXADOR DE BAGUETE RF108	683708	1,2M
210-4-020			

PRODUTO	DESCRIÇÃO	CÓDIGO	MEDIDAS
	GUIA ALTA <small>210-4-422</small>	855160	3000mm
	GUIA BAIXA <small>210-4-423</small>	872745	3000mm
	TRAVESSA <small>210-4-405</small>	868159	3000mm
	LEITO VIDRO SIMPLES <small>210-4-406/2</small>	A27679	1200mm
	BAGUETE VIDRO SIMPLES <small>210-4-406/1</small>	878753	1200mm
	LEITO VIDRO DUPLO <small>210-4-407/2</small>	909562	1200mm
	BAGUETE VIDRO DUPLO <small>210-4-407/1</small>	910563	1200mm
	BATENTE <small>210-4-409/1</small>	873190 873856	850mm 2150mm
	TUBO Ø2.1/2" <small>210-4-256</small>	A28754	3000mm
	LUVA P/ MACAQUINHO <small>210-4-455</small>	K44924	48x20x100mm



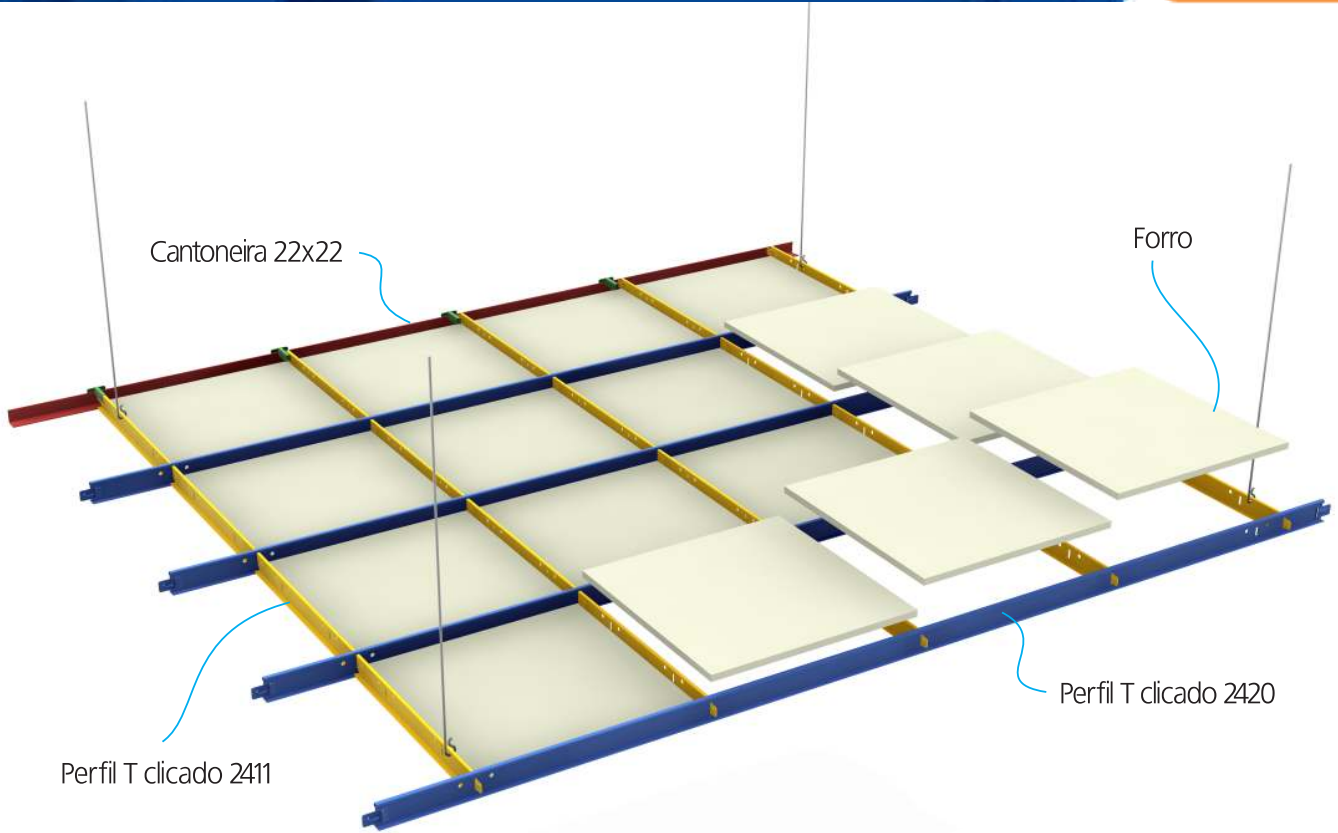


PRODUTO	DESCRIÇÃO	CÓDIGO	MEDIDAS
	MONTANTE OMEGA RF201	003052	3M
210-4-013			
	TAPA CANAL RF202	004090	3M
210-4-014			
	TRAVESSA RF203	008085 008086 008700	1185mm 2150mm 3000mm
210-4-023			
	ENCAB.DE PORTA RF204	014038 014099	804mm 2110mm
210-4-024			
	GUIA ALTA RF205	015102	3M
210-4-025			
	BATENTE RF206	016105 016104	840mm 2150mm
210-4-026			
	RODAPÉ RF208	018113	1185mm
210-4-028			
	MONTANTE RF210	020115	3M
210-4-030			
	TAPA CANAL RF211	021118	3M
210-4-031			

PRODUTO	DESCRIÇÃO	CÓDIGO	MEDIDAS
	MONTANTE RF216	052193	3M
210-4-039			
	TAPA CANAL RF217	053196	3M
210-4-040			
	ENCAB.DE PORTA RF219	026202 026201	804mm 2110mm
210-4-053			
	BATENTE RF220	027715 027716	841mm 2142mm
210-4-054			
	CIMALHA RF221	028127 028126	2150mm 3000mm
210-4-055			
	LEITO RF222	029685 029131 029130 029129	1050mm 1185mm 2500mm 3000mm
210-4-056			
	BAGUETE RF223	030686 030136 030135 030134	1050mm 1185mm 2500mm 3000mm
210-4-057			



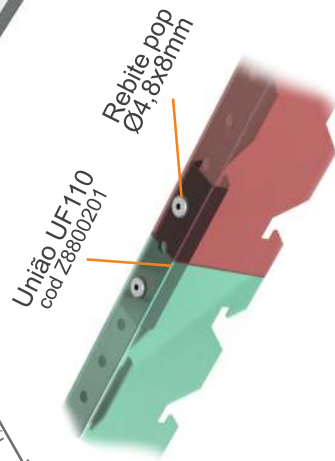
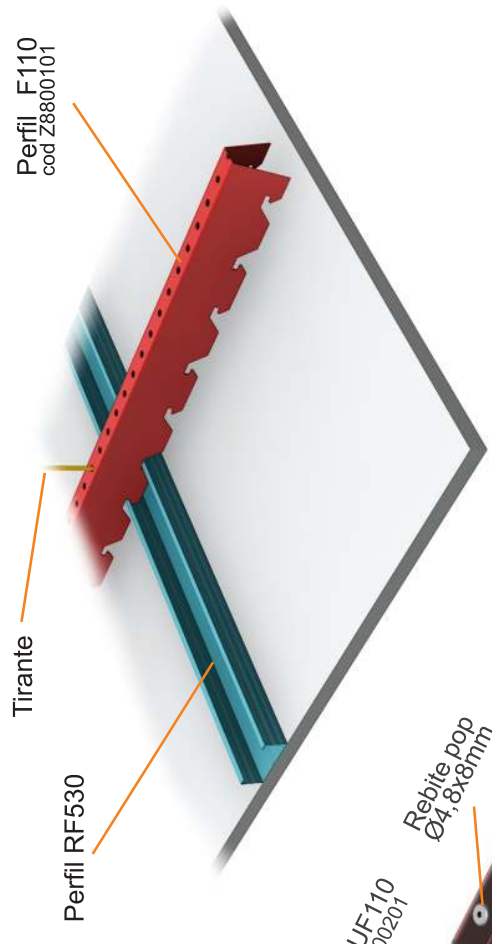
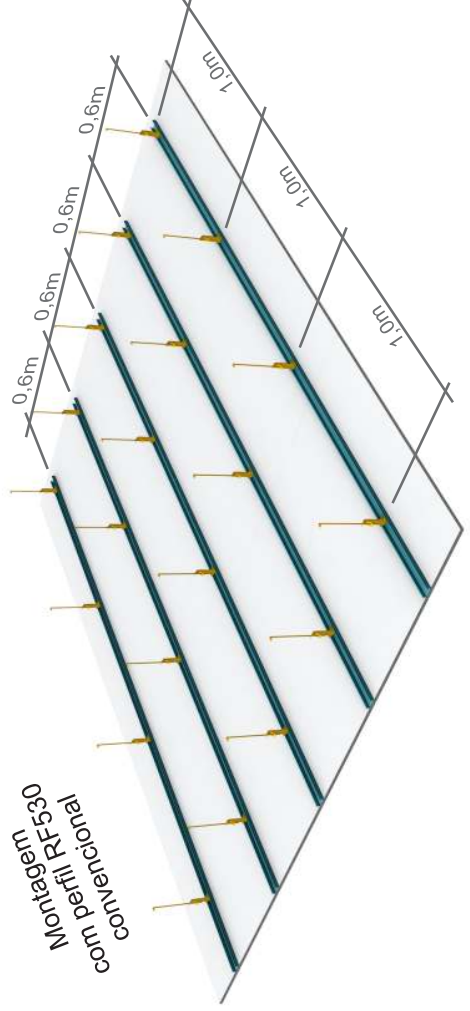
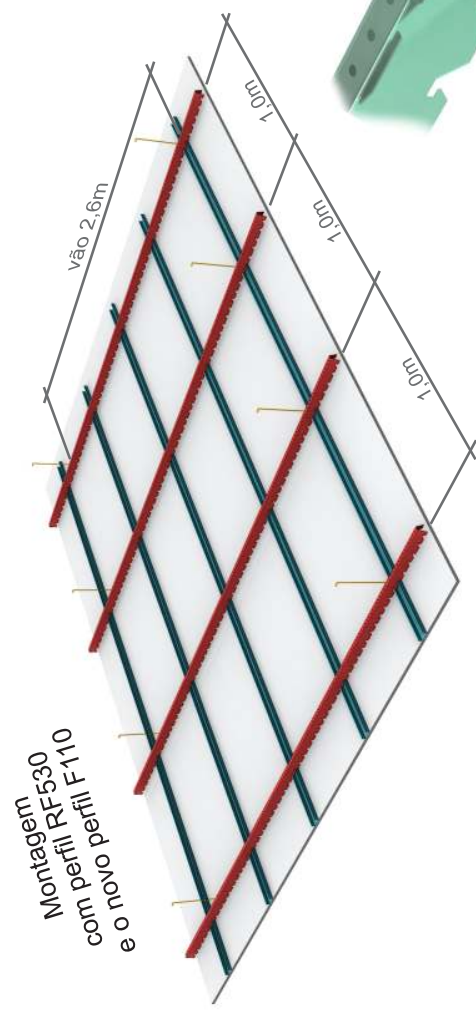
PRODUTO	DESCRIÇÃO	CÓDIGO	MEDIDAS
	CANTONEIRA RF2530	ZC4001	3M
<small>210-4-011</small>			
	GUIA R48 GUIA R70 GUIA R75 GUIA R90	ZR1001 ZR2001 ZR3001 ZR4001	48x3000mm 70x3000mm 75x3000mm 90x3000mm
<small>210-4-069 / 210-4-470 / 210-4-231 / 210-4-071</small>			
	MONTANTE M48 MONTANTE M70 MONTANTE M75 MONTANTE M90	ZM1005 ZM2005 ZM3005 ZM4005	48x3000mm 70x3000mm 75x3000mm 90x3000mm
<small>210-4-066 / 210-4-067 / 210-4-230 / 210-4-068</small>			
	TABICA LISA RF4048	ZC3001	3M
<small>210-4-045</small>			
	TABICA PERF. RF4048 F	ZC7001	3M
<small>210-4-315</small>			
	CANALETA RF7020	ZC5001	3M
<small>210-4-009</small>			
	PERFIL SUSTENTAÇÃO RF110	031001	3M
<small>xxx</small>			
	PERFIL UNIÃO F110	Z88002	19x7x70mm
<small>xxxx</small>			
	CANALETA F530	ZF1001	3M
<small>210-4-064</small>			
	CANTONEIRA ACAB. RF3014	ZC6001	3M
<small>210-4-047</small>			
	CANTONEIRA DE FORRO CR2	ZC1001	3M
<small>200-4-063</small>			
	CANTONEIRA PERF. 2323	ZC2001	3M
<small>200-4-057</small>			



PRODUTO	DESCRIÇÃO	CÓDIGO	MEDIDAS
	LONGARINA RF2432	K9400445	24x32x3750mm
	TRAVESSA RF2429	K9400345 K9400245	24x29x1250mm 24x29x625mm
	LONGARINA RF1532	K9400745	15x32x3750mm
	TRAVESSA RF1529	K9400645 K9400545	15x29x1250mm 15x29x625mm
	RODAFORRO RF2222	180495	3000mm
<small>220-4-039</small>			
	RODAFORRO RF3232	K94373	3000mm
<small>220-1-093</small>			
CLICADO 2			
	LONGARINA RF2420	U9200345	24x32x3750mm
<small>220-A-109-00-01-01</small>			
	TRAVESSA RF2411	U9200245 U9200145	24x29x1250mm 24x29x625mm
<small>220-A-109-00-01-02</small>			



Sistema de perfis para forro RF530 / F110

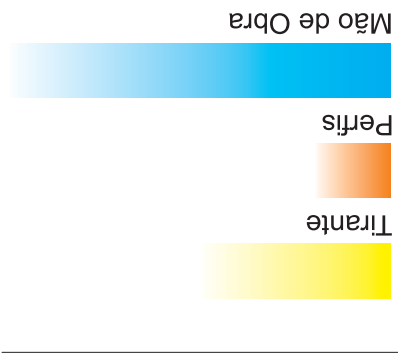
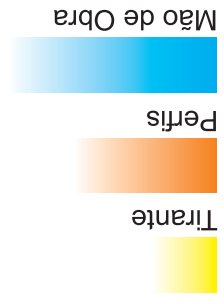


Comparativo Custo Benefício

Montagem com perfil RF530 e novo perfil F110


X

Montagem com perfil RF530 convencional



PRODUTO	DESCRIÇÃO	CÓDIGO	MEDIDAS
	LONGARINA RGL	071231 071552	6000mm 3600mm (máx)
220-4-009			
	CANTONEIRA CT 01/RGC	686726	3000mm
xxx			
	TAMPA PRESSÃO RF1005	068222	3000mm
xxxx			
	CANTO DE MASSA	ZT2002 ZT2001	2000mm 3000mm
210-4-549			
	TUBO RF226	032812 032142 032139	1693mm 2000mm 3000mm
210-4-549			

PRODUTO	DESCRIÇÃO	CÓDIGO	MEDIDAS
	MONTANTE SFM200 MONTANTE SFM140 MONTANTE SFM90	ZS300201 ZS200201 ZS100201	200x6000mm 140x6000mm 90x6000mm
210-A-685			
	GUIA SFG200 GUIA SFG140 GUIA SFG90	ZS600201 ZS500201 ZS400201	200x6000mm 140x6000mm 90x6000mm
210-A-686			
	CANTONEIRA SFL200 CANTONEIRA SFL140	N6400201 N6400101	200x3000mm 140x3000mm
210-A-719/A			
	CARTOLA SFC80	N6300101	80x40x3000mm
210-A-720			
	CARTOLA SFC60	N6300201	60x20x3000mm
210-A-720/A			
	FITA	N6500101	60x3000mm
210-A-721			
	PERFIL U SFU2515	N6700101	25x15x3000mm
210-A-724			



Wall Acoustic

É um sistema de revestimento de paredes para ambientes internos que proporciona acabamento e conforto acústico. Este sistema é composto por painéis metálicos semi-perfurados unidos a tiras de madeira MDF que dão aspecto listrado nos sentidos vertical ou horizontal.



Tetus

É um sistema de placas para forros para ambientes internos que proporciona acabamento e conforto acústico. Este sistema é composto por placas formadas por tiras de madeira MDF que dão aspecto listrado nos sentidos vertical ou horizontal. Trabalha em conjunto com o padrão de perfis T para instalação em forros.



Caixa para hidrômetro (UMA-SABESP)

A caixa de proteção para hidrômetro Roll-For segue as normas de qualidade do modelo UMA, da SABESP. Inteira em aço oferece resistência contra impactos e durabilidade contra umidade e ações do tempo.



Painéis para auto-atendimento (BRADESCO)

Estrutura e painéis metálicos modulados para ambientes de caixas auto-atendimento de bancos.



Lixeira (PREFEITURA SÃO PAULO)

Novo padrão de lixeiras que consiste em um aro metálico para fixação em postes de luz ou pilares próprios.



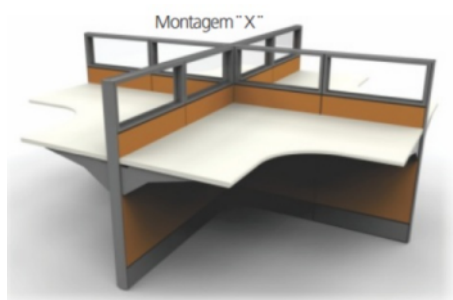
Soluções em infra-estrutura esportiva

Estruturas para assentos de estádios, armários para vestiários, mesa para imprensa e outras soluções.



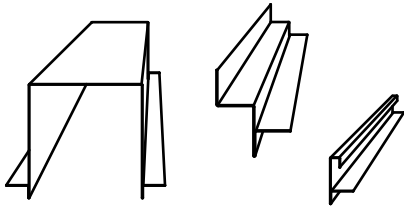
Móveis multifuncionais para pequenos espaços

São móveis que possuem mais de uma função num ambiente, mesas de centro que viram mesas de jantar, escrivaninhas que viram camas e outros.



Componentes Metálicos para móveis

Mesas para escritório, divisórias, gavetas, caixas de tomada e outros produtos que compõem a linha.



Novos perfis para construções a seco

Uma nova gama de perfis metálicos para construção a seco e gesso acartonado foi desenvolvida para atender casos especiais como instalações com LED e iluminação em geral.



Perfis metálicos para Drywall

São guias, montantes, travessas, perfis para completar a construção de paredes em sistema drywall.



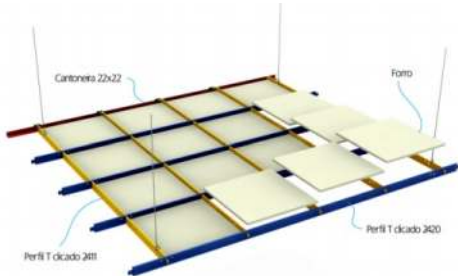
Perfis metálicos para divisória Naval

São guias, montantes, travessas, perfis para completar a construção de divisórias para ambientes internos.




Perfis metálicos para Steel Frame

É um sistema construtivo que faz parte do Sistema CES - Construção Energética Sustentável. A estrutura é composta por perfis leves de aço que em conjunto com as placas estruturais formam painéis capazes de resistir às cargas verticais (telhados e pavimentos) e perpendiculares (ventos).




Perfis para forro

Perfis para sustentação de forro que possuem uma tecnologia de engate rápido e permitem uma construção leve.



Sistema de divisória para gesso

São guias, montantes, travessas, perfis para completar a construção de divisórias que utilizam placa de gesso acartonado, diferente do drywall.




Perfis para iluminação LED e convencional

São perfis desenvolvidos para aplicação em sancas e demais áreas que necessitam de iluminação por fitas ou lâmpas em LED.



Produtos especiais

Utilizando de nossa estrutura fabril podemos desenvolver e produzir produtos que atendam novas necessidades ou exclusividades de cada cliente.



A Roll-For é uma empresa de capital nacional fundada em 1968, possui um parque industrial de aproximadamente 14.000M² equipado com maquinários destinados ao processamento de artefatos metálicos.

O nome Roll-For, vêm da junção das palavras Roll e Forming, em inglês, que significam conformação por rolos. Seu nome nada mais é que a representação da sua especialidade: A conformação do metal por meio de rolos, comumente conhecida como perfilamento.

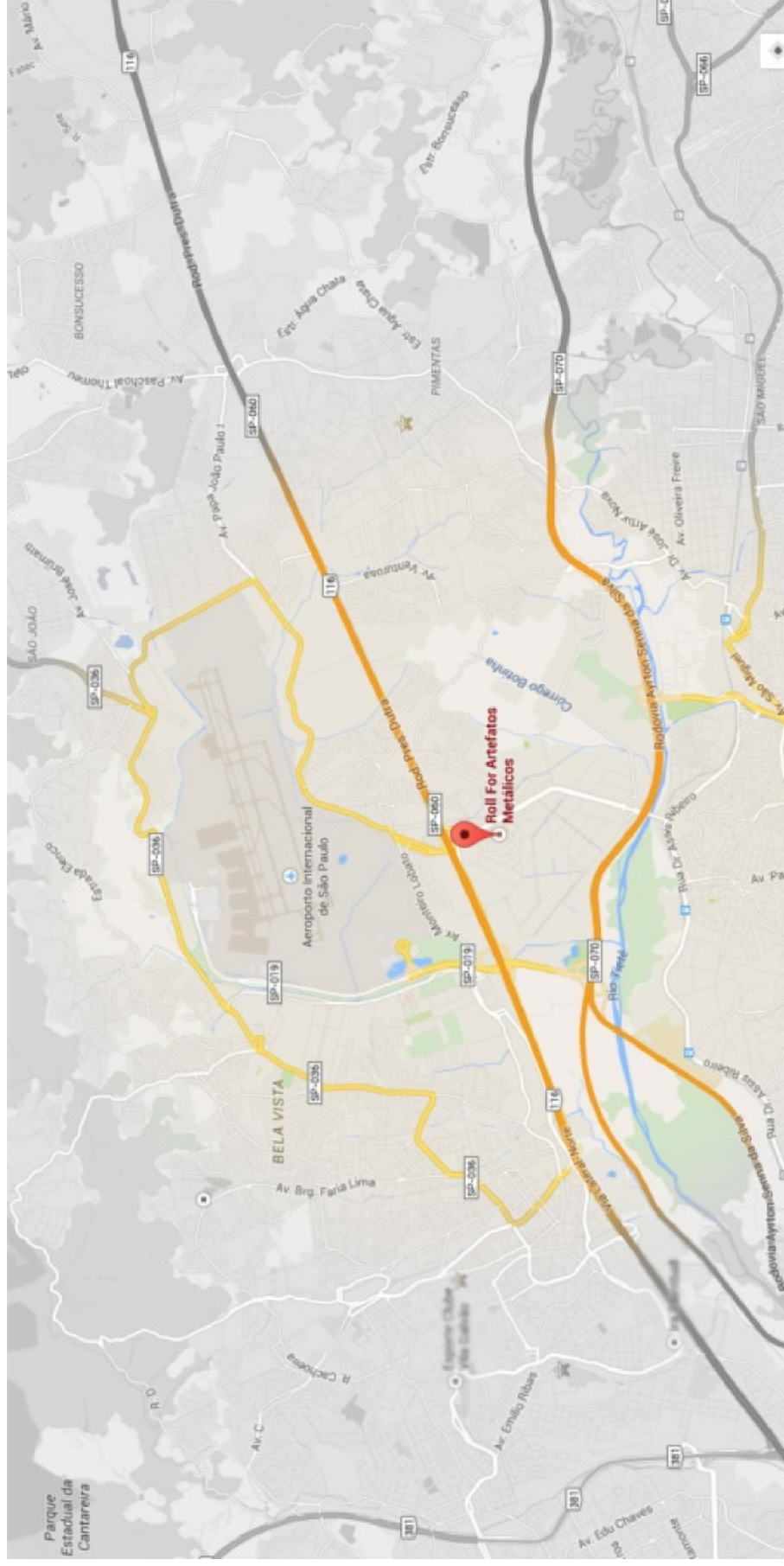
Presente no mercado a mais de 45 anos, ela atua fortemente no ramo de construção civil e mobiliário corporativo.

Por atuar em dois campos distintos oferece um mix de produtos completo que vão desde soluções para bancos, arenas esportivas, hospitais, órgãos públicos e entre muitos outros.



Roll-For Artefatos Metálicos Ltda.

Localizada na cidade de Guarulhos em São Paulo, fica próxima as principais rodovias que cruzam o estado e tem como vizinha o aeroporto internacional de São Paulo.



Nossa localização



Roll-For Artefatos Metálicos Ltda.

Nossa missão é ser uma empresa líder na fabricação de componentes e perfis metálicos atendendo com uma linha sob encomenda e outra própria, para as necessidades do mercado.



Nossos objetivos



Nossa Visão é ser a empresa que melhor entende as necessidades dos clientes oferecendo permanentemente soluções inovadoras.



Roll-For Artefatos Metálicos Ltda.

Em conjunto com nossos estimados clientes, temos participado em muitas obras e algumas delas até com reconhecimento mundial.



Armários dos vestiários do C.T. do Corinthians



Estrutura dos Assentos da Arena Amazonia



Estrutura dos Assentos da Arena Clube Atlético Paranaense



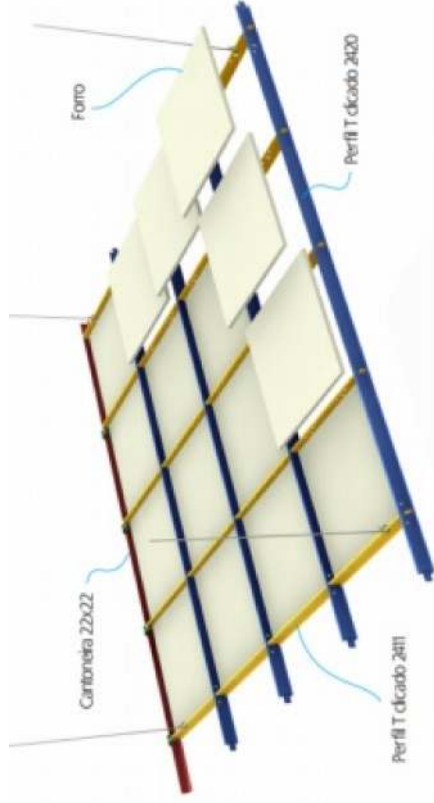
Estruturas metálicas agencias de atendimento Bradesco




Roll-For Artefatos Metálicos Ltda.



Perfis para construção Drywall



Perfis para forros



Perfis para Divisórias



Placas metálicas para forro



Roll-For Artefatos Metálicos Ltda.



Mesas para ambiente corporativo



Mesas para ambiente corporativo



Mesas de Regulagem de altura



Gaveteiros para armazenagem de medicamentos




Roll-For Artefatos Metálicos Ltda.



Estações de Trabalho para Telemarketing



Caixa de tomadas para embutir em mesa



Painéis acusticos para revestimento de paredes



Caixa para hidrômetros SABESP



Roll-For Artefatos Metálicos Ltda.