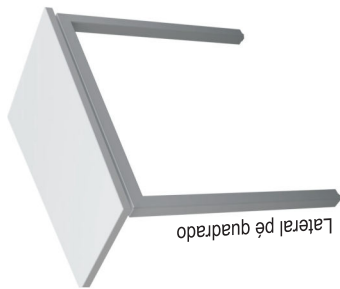
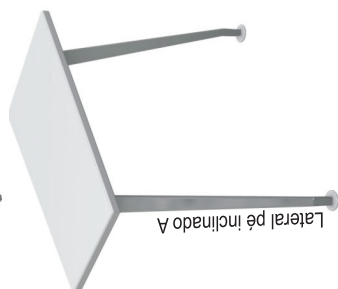


Lateral quadro



Lateral pé quadrado



Lateral pé inclinado A



Lateral pé inclinado B

Dados Técnicos

- Estrutura da mesa produzida em Aço.
- Pintura eletrostática a pó.
- Tampo não incluso no fornecimento.
- Estrutura para tampo de 25mm

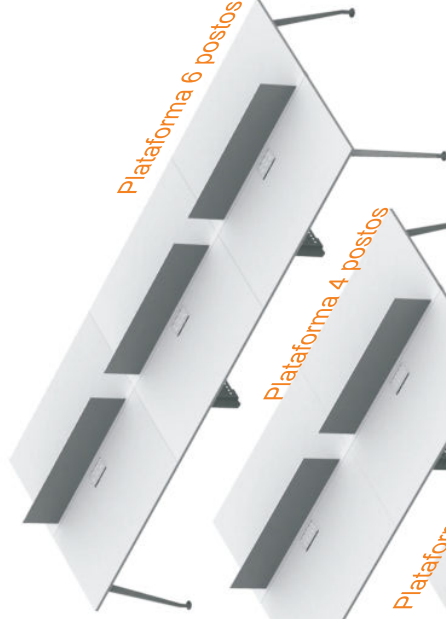
Mesa simples



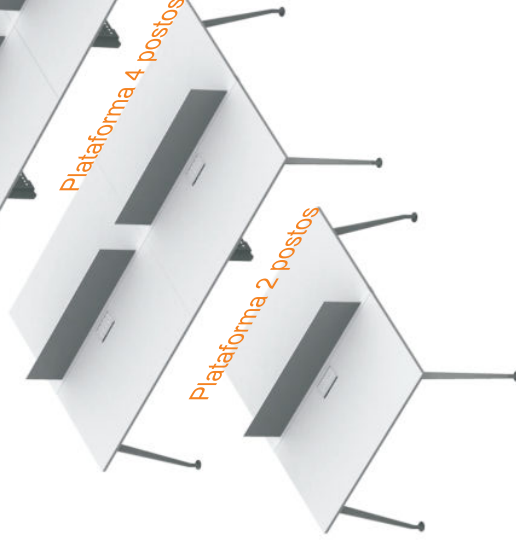
Mesa simples 2 postos

Mesa simples 3 postos

Plataforma 6 postos



Plataforma 4 postos



Plataforma 2 postos




Comprimento Modulação

- 1,00 m
- 1,10 m
- 1,20 m
- 1,40 m
- 1,50 m
- 1,60 m


Largura

- 1,30 m
- 1,40 m
- 1,50 m

Comprimento Modulação



Largura



Mesa Linha Q



Roll-For Artefatos Metálicos Ltda.